

# Safety around schools

## Providing safe school zones for all children



### Keep children safe in a school zone by:

- walking or cycling to school to decrease traffic congestion
- adhering to the 40km per hour zone when travelling in an operated school zone
- checking the restrictions set by the regulations and parking signs in the area and abiding by them
- not stopping or parking illegally – these actions will be noticed and infringements will be issued by Council.

### You should:

- always let your child out on the kerb side of the road
- never call your child from across the road – teach them to wait until you walk over to get them or to use the school crossing
- talk to your child about what they should do if you are not there on time.

### A children's crossing is a legal crossing when two flags are in place.

### Teach your child to:

- always stand one step back from the kerb
- wait for the Crossing Supervisor to go out onto the crossing and blow their whistle (two short blasts), then cross the road
- not ride bikes, bounce a ball, fight, muck around or run across the crossing
- always stay within the lines of crossing and walk in front of the supervisor (never behind them)
- always be alert and listen to what the Crossing Supervisor says.





## Parking near a school

- Do not park on or near a school crossing.
- Do not double park and let your child out on the road.
- You cannot stay in the drop off/pick up zone for longer than two minutes or you will be issued with an infringement. Make sure your child is waiting in the zone before you arrive.

## Infringements

Council regularly patrols schools as part of our School Crossing Program. Council will issue infringements to anyone who does not obey signs or regulations. Infringements can be affixed to the vehicle or posted to the registered owner of the vehicle.

## Offence and penalty when committed in an operating school zone

Offence	Offence description	Fine	
	Stopped in a 'no stopping' area	Drivers cannot stop, even briefly.	<b>\$161</b>
	Stopped in a bus zone	Only public buses can stop here.	<b>\$97</b>
	Parked for period longer than indicated	This is when you have overstayed the time limit indicated on the sign.	<b>\$81</b>
	Stopped in a parking area for people with disabilities	You need a special disabled parking permit to park here. The permit number and expiry date must be visible from the outside.	<b>\$161</b>
	Stopping on or near a children's crossing	A driver must not stop on a children's crossing, or on the road within 20 metres before, or 10 metres after the crossing.	<b>\$161</b>
	Stopped on a footpath	You cannot leave your car standing on a footpath, it obstructs the path of pedestrians and is also very dangerous.	<b>\$97</b>
	Stopped on or across a driveway or other way of access	No part of your vehicle can be parked or stopped across a driveway or other way of access.	<b>\$97</b>
	Parked/stopped on a nature strip	A driver must not stop on a nature strip as it can obstruct the view of oncoming traffic and cause damage to infrastructure.	<b>\$97</b>

Correct as at 20 November 2018

### Moonee Valley Language Line

العربية	Arabic	9280 0738	Ελληνικά	Greek	9280 0741	Español	Spanish	9280 0744
廣東話	Cantonese	9280 0739	Italiano	Italian	9280 0742	Türkçe	Turkish	9280 0745
Hrvatski	Croatian	9280 0740	Somali	Somali	9280 0743	Viêt-ngu	Vietnamese	9280 0746

All other languages 9280 0747





National Relay Service 13 36 77 or [relayservice.com.au](http://relayservice.com.au)

This publication is available in alternative accessible formats on request.

### Moonee Valley City Council

9 Kellaway Avenue | PO Box 126 Moonee Ponds VIC 3039

Phone 03 9243 8888 Fax 03 9377 2100

Email [council@mvcc.vic.gov.au](mailto:council@mvcc.vic.gov.au)     Youtube  
[mvcc.vic.gov.au](http://mvcc.vic.gov.au)